

SOUNDMASK®

OPERATING MANUAL

UNDER FLOOR TRANSDUCER



MODEL **SM-T-2200**



www.soundmask.com.au

IMPORTANT SAFETY INFORMATION

The information furnished in this manual does not include all of the details of design and engineering of this particular product; nor does it cover every possible application or situation concerning its usage, which may occur during the installation, operation or maintenance of the product.

TO PREVENT ELECTRIC SHOCK, DO NOT TAMPER WITH THE DEVICE. NO USER SERVICEABLE PARTS INSIDE. REFER SERVICING TO QUALIFIED PERSONNEL.

TO REDUCE THE RISK OF ELECTRIC SHOCK, DO NOT EXPOSE THIS EQUIPMENT TO RAIN OR MOISTURE!

Safety Instructions

1. Read, follow and retain these instructions.
2. Read all warnings.
3. The apparatus must not be exposed to dripping or splashing and no objects filled with liquids, such as vases, may be placed on the apparatus. Do not use this apparatus near water. Clean only with a damp cloth.
4. The appliance coupler must remain readily operable for disconnection from the mains.
5. Do not block any of the ventilation openings. Install in accordance with the manufacturer's instructions.
6. Do not install near any heat sources such as radiators, heat registers, stoves, or other apparatus that produce heat.
7. Protect the power cord from being walked on or pinched, particularly at plugs, convenience at plugs, convenience receptacles, and the point where they exit from the apparatus.
8. Only use power cord from attachments/ accessories specified by the manufacturer.
9. Refer all servicing to qualified service personnel. Servicing is required when the apparatus has been damaged in any way, such as power-supply cord or plug is damaged, liquid has been spilled or objects have fallen into the apparatus, the apparatus has been exposed to rain or moisture, or does not operate normally.

Please follow the instructions in this manual to obtain the optimum results from this unit. We also recommend that you keep this manual handy for future reference.

GENERAL DESCRIPTION

Soundmask's SM-T-2200 transducer is purpose designed and manufactured for continuous sound masking service. The transducer comes complete with a 500mm connecting lead with inlet and outlet connections. Cable connectors are pre-cut with mating fittings for easy installation (pictured bottom right).

The transducers are designed for location under the floor, for example an access floor. Such floors are manufactured from steel and concrete composite, requiring powerful transducers to ensure the correct penetration of sound.

Manufactured with halogen-free wiring to conform with Soundmask's Environmental Sustainability policy.



SPECIFICATIONS

Model	SM-T-1200
Inclusions	<ul style="list-style-type: none">› 6 metre connection lead with matching plugs› 6 step rotary switch including off position› Mounting cable› Built in crossover and transformer› Heat proof enclosure
Colours	Black or White
Speaker	4" woofer with dual neodymium magnet; 8ohm impedance
Dimensions & Weight	180 x 130 mm, 0.8 kg
Compliance	 UL94.V-0. Manufactured to ISO 9001:2000 Halogen-free wiring

DIMENSIONAL DIAGRAM



EXAMPLE LAYOUT

RANDOM DIGITAL NOISE GENERATOR [SM-GR-3100](#)




DIGITAL DISTRIBUTOR [SM-DX-4800](#)



DIGITAL AMPLIFIER [SM-DA-8000](#)



UNDER FLOOR TRANSDUCER [SM-T-2200](#)





- NOTES**
- › Each [SM-T-2200](#) pictured represents 100 transducers.
 - › The [SM-DA-8000](#) is capable of servicing up to 800 transducers.
 - › Diagram not to scale.


CONTACT


Soundmask Australia Pty Ltd

 www.soundmask.com.au

 1300 734 168 (within Australia)

 +61 3 9879 5355

 megan@soundmask.com.au

 **Soundmask Australia Pty Ltd**
PO Box 4068
Balwyn VIC 3103
AUSTRALIA

NOTES



To the best of our knowledge, the material contained within this document was accurate at the time of printing.
No liability or otherwise is assumed for the accuracy of this document.
No warranty is given or implied as to the accuracy of any part of the document.
